

## **PRIOR AUTHORIZATION METRICS FOR MEDICAL ITEMS AND SERVICES (EXCLUDING DRUGS)**

To comply with the CMS Interoperability and Prior Authorization final rule, MetroPlusHealth Plan is required to annually report aggregated prior authorization metrics on our website. Specifically, this includes a list of all medical items and services (excluding drugs) that require prior authorization, as well as data on prior authorization requests for those items and services (e.g., approvals, denials, etc.) over the previous calendar year. Publicly reporting these metrics promotes transparency and accountability, helps patients understand prior authorization processes, and enables providers to evaluate payer performance. In addition, metrics can be used to compare plans, programs, and payers. For questions on the data below, contact: 800.303.9626.

### **Reporting Period: 2025**

**The list of medical items and services for which we require prior authorization (excluding drugs) can be found [here](#).**

Prior to January 1, 2026, impacted payers are required to send prior authorization decisions within the following timeframes:

- For MA plans and applicable integrated plans, 72 hours for expedited requests (urgent) and 14 calendar days for standard requests (non-urgent)
- For state CHIP FFS programs, 14 days for standard requests (non-urgent)
- For Medicaid managed care plans and CHIP managed care entities, 72 hours for expedited requests (urgent) and 14 calendar days for standard requests (non-urgent)
- For QHP issuers on the FFEs, 72 hours for expedited requests (urgent) and 15 days for standard requests (non-urgent)

There are no Medicaid FFS program required timeframes for either type of prior authorization request prior to January 1, 2026, and there are no CHIP FFS program required decision timeframes for expedited prior authorization requests prior to January 1, 2026.

Beginning January 1, 2026, the CMS Interoperability and Prior Authorization final rule requires MetroPlusHealth Plan to send prior authorization decisions within:

- 72 hours for expedited requests (urgent)
- 7 calendar days for standard requests (non-urgent)

*continued*

Below are our prior authorization metrics for Medical, Behavioral Health (BH), and Durable Medical Equipment (DME) services.

Standard (non-urgent) Prior Authorization Requests			
	How many times this happened	Out of Total Requests	Percentage
Request Approved	1604	1861	86.19%
Request Denied	257	1861	13.81%

	How many times this happened	Out of Total Requests	Percentage
Request approved only after time for review was extended*	0	1861	0.00%

	How many times this happened	Out of total appeals	Percentage
Request approved only after appeal	16	77	20.78%

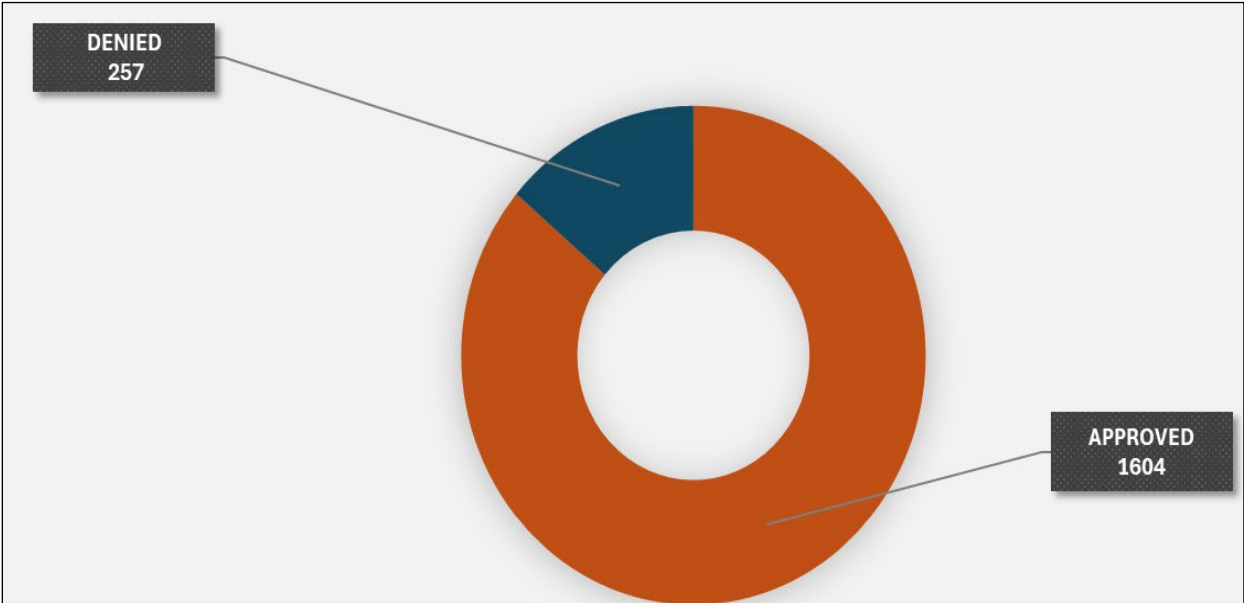
Expedited (Urgent) Prior Authorization Requests (Responses Due to Provider Within 72 Hours)			
	How many times this happened	Out of Total Requests	Percentage
Request Approved	6	6	100.00%
Request Denied	0	6	0.00%

	How many times this happened	Out of Total Requests	Percentage
Request approved only after time for review was extended*	0	6	0.00%

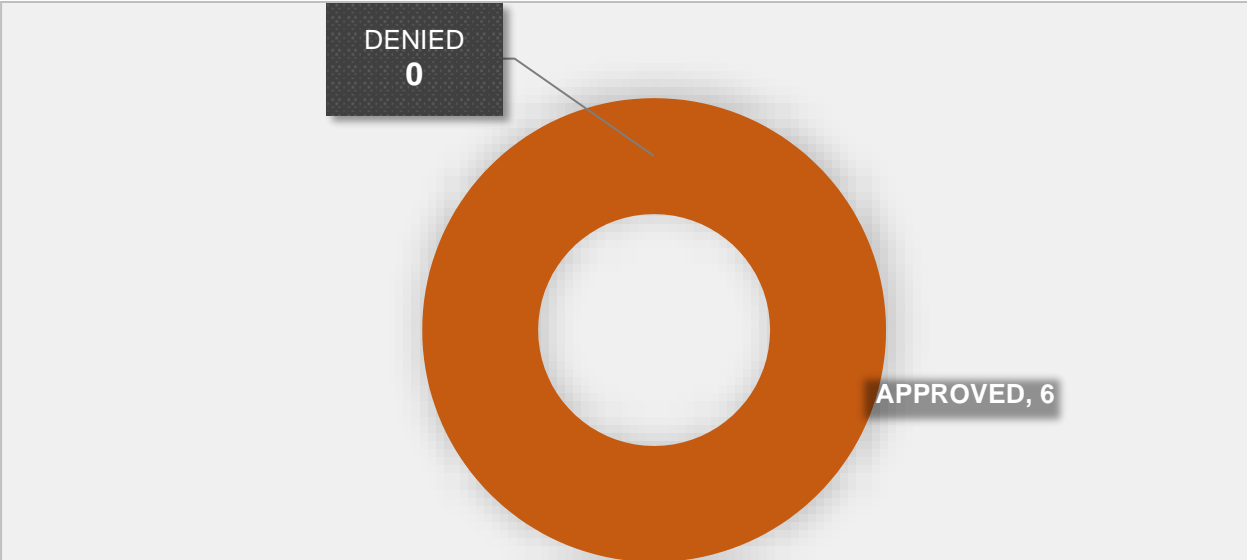
	How many times this happened	Out of total appeals	Percentage
Request approved only after appeal	0	0	0.00%

Time Between Receiving a Prior Authorization Request and Sending a Decision		
	Mean (Average) Time	Median (Middle) Time
Standard (non-urgent) Prior Authorization Requests (response due to provider within 14 calendar days)	2.360	1.32
Expedited (urgent) Prior Authorization Requests (response due to provider within 72 hours)	1.430	0.65

In 2025, we received a total of 1861 standard (non-urgent) prior authorization for our covered patients. 86.19% of those requests were approved:



In 2025, we received a total of 6 expedited (urgent) prior authorization requests for our covered patients. 100% of those requests were approved:



Below are our prior authorization metrics for Dental services.

Standard (non-urgent) Prior Authorization Requests			
	How many times this happened	Out of Total Requests	Percentage
Request Approved	1106	3540	31.24%
Request Denied	2434	3540	68.76%

	How many times this happened	Out of Total Requests	Percentage
Request approved only after time for review was extended*	0	3540	0.00%

	How many times this happened	Out of total appeals	Percentage
Request approved only after appeal	27	218	12.39%

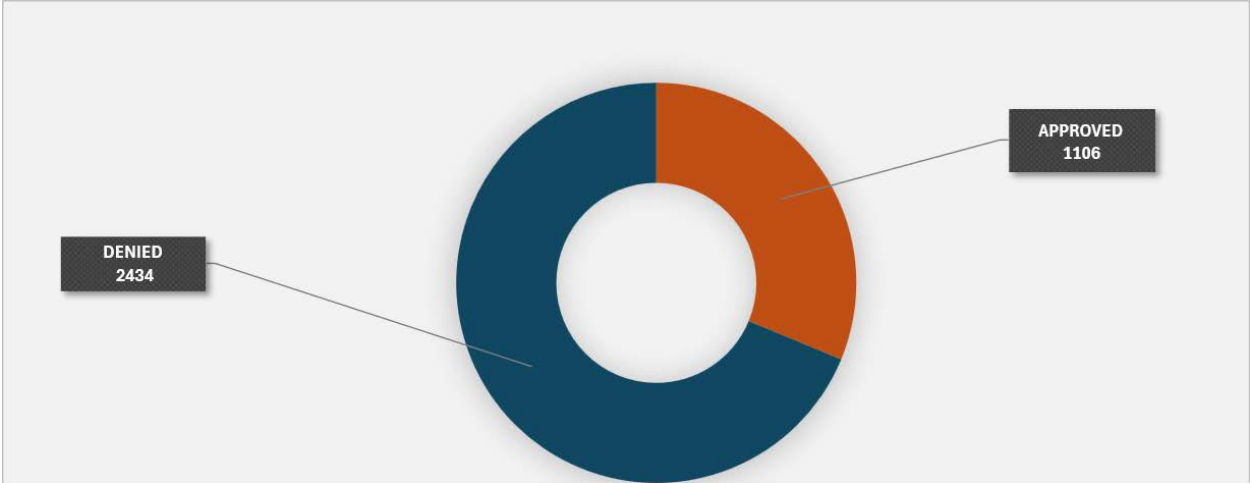
Expedited (Urgent) Prior Authorization Requests (Responses Due to Provider Within 72 Hours)			
	How many times this happened	Out of Total Requests	Percentage
Request Approved	34	59	57.63%
Request Denied	25	59	42.37%

	How many times this happened	Out of Total Requests	Percentage
Request approved only after time for review was extended*	0	59	0.00%

	How many times this happened	Out of total appeals	Percentage
Request approved only after appeal	1	1	100.00%

Time Between Receiving a Prior Authorization Request and Sending a Decision		
	Mean (Average) Time	Median (Middle) Time
Standard (non-urgent) Prior Authorization Requests (response due to provider within 14 calendar days)	5.500	2.02
Expedited (urgent) Prior Authorization Requests (response due to provider within 72 hours)	0.880	0.03

In 2025, we received a total of 3540 standard (non-urgent) prior authorization for our covered patients. 31.24% of those requests were approved:



In 2025, we received a total of 59 expedited (urgent) prior authorization requests for our covered patients. 57.63% of those requests were approved:

